

PRACTICAL INFORMATION

SIZE CHART – INTERNATIONAL SYSTEMS CORRESPONDENCES

RIGID BRACELETS

Dimensions of the wrist in cm/inches are equivalent to the circumference of the wrist (the perimeter).

SIZE	DIMENSION OF THE WRIST (cm) **	DIMENSION OF THE WRIST (inches) **
14	13.5 - 14.4	5.3 - 5.7
15	14.5 - 15.4	5.7 - 6.1
16	15.5 - 16.4	6.1 - 6.5
17	16.5 - 17.4	6.5 - 6.9
18	17.5 - 18.4	6.9 - 7.2
19	18.5 - 19.4	7.3 - 7.6
20	19.5 - 20.4	7.7 - 8.0

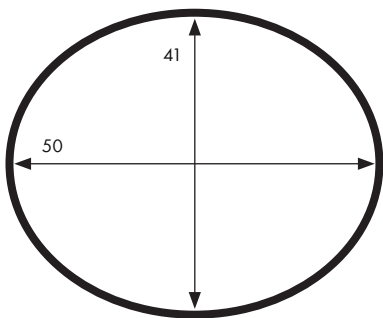
**These dimensions are only indicative. Persons with half-size wrist (16.5 for example) must try 2 sizes (16 and 17) in order to choose the best one: fitted or loose.

PRACTICAL INFORMATION

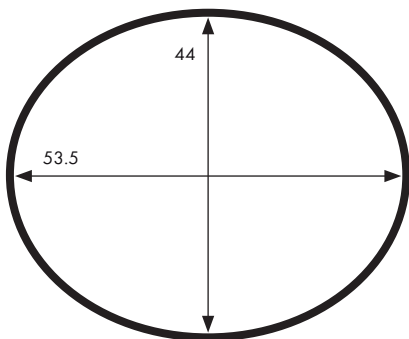
SIZE CHART – INTERNATIONAL SYSTEMS CORRESPONDENCES

CLOSED RIGID BRACELETS SIZES

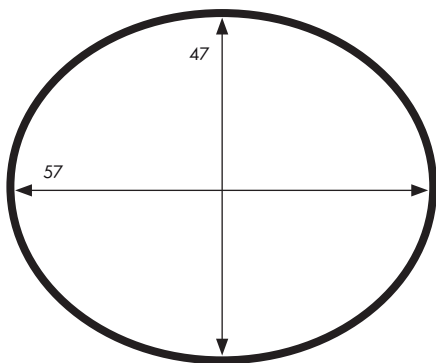
Size 14
(Circumference: 143 mm)



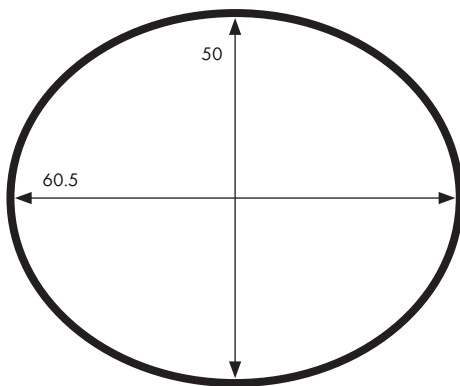
Size 15
(Circumference: 153 mm)



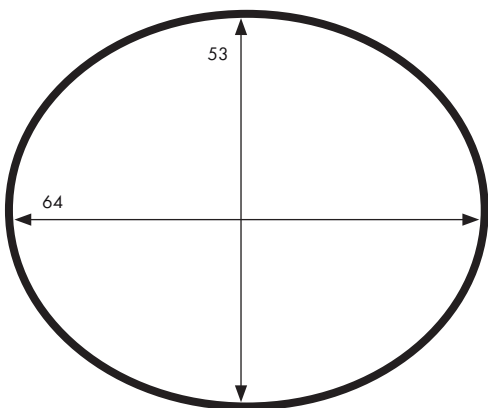
Size 16
(Circumference: 163 mm)



Size 17
(Circumference: 173 mm)



Size 18
(Circumference: 183 mm)



Size 19
(Circumference: 193 mm)

